





**1** Once membrane installed star cut position of outlet



**2** The outlet will require the flange cutting down to size




**3** Install outlet, The deck can be recessed for flush finish



**4** Secure outlet with deck screws



**5** Cut Elasto-form patch to size and mark position with pen



**6** Apply primer to bonding area. & Apply primer to inside of outlet



**7** Roller Elasto-form tape with seam roller.



**8** Carefully stretch Elasto-form and mould to the inside of the outlet

9



Ensure tape has bonded to inside of outlet

10



Insert Leaf grate